

Tubular Framing System



Tubular Framing System
Version 3.1



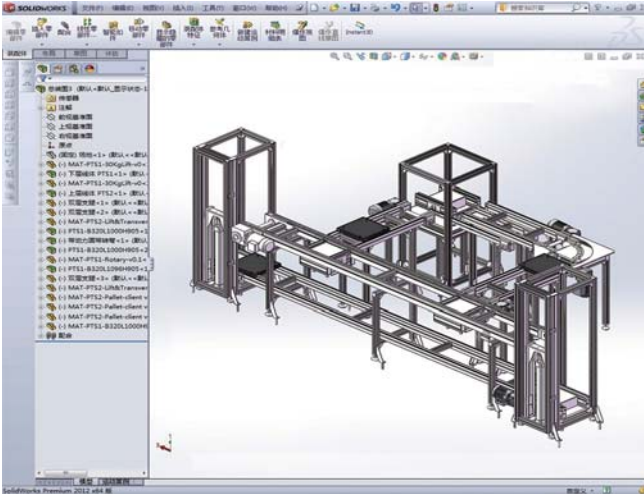
Profession Devotion Keep Improving

Made in China;
Higher quality at unbeatable price;
Shipped directly pre-assembled to customers;
Converting any original design to MAT design, free of charge.

Try once, and you will never change!!!

What's inside...

Assembly Technology



Planning Software

- Complete product info
- CAD library
- Quick & Easy configurator
- Calculation of profile deflection
- Drawing conversion for profiles
- Layout Designer for fast, easy planning



On-time, rapid delivery

- Availability of all components
- Pre-assembled modules, complete frames
- Prompt shipping and exemplary delivery reliability





Modular Assembly System (MAS) is composed of industrial aluminum profiles and accessories. You can quickly find a solution for all tasks with the complete specification and variety of accessories from MAT.



Machine Guard System (MGS) is designed for customers with advanced guarding need. The special design of guarding profiles offer better appearance and unique fastening elements bring faster and safer connections.



Stair and Platform System (SPS) is commonly used for overpass bridges over machinery and equipment. The assembly can be realized easily by simply fastening screws without any machine work. The system is very easy and convenient to use.



Tubular Framing System (TFS) is a flexible modular system composed of special profile tubes and accessories to build a diverse range of flow racks and material shuttles. TFS is simple and quick to use, also low cost.



The Modular Conveyor System (MCS) includes belt conveyor, roller conveyor, chain belt conveyor, chain conveyor, pallet conveyor, rotary, lift unit and etc. They are widely used in car component production, pharmaceutical, electronics, tobacco, packing and other industries.





Tubular Framing System

Modular Assembly System



Machine Guard System



Stair and Platform System



Tubular Framing System



Modular Conveyor System



Modular Assembly System---
safe, quick, reliable

Use our comprehensive range
to effectively cut working hours and costs.

- Short planning times
- Faster construction
- Highly flexible conversion and extension options
- Reusable components
- Available worldwide

Tubular Framing System

Tubular Framing System (TFS) is a flexible modular system composed of profile tubes and corresponding accessories to build a diverse range of possible flow racks, material shuttles, workstations and any other frame systems. Simple handling is the key feature of TFS and delivers maximum cost efficiency.

Features

1. Simple

The TFS applies the simplest concept of industrial production. There is no need to worry about the completely precise data or the structural rules except for the loads.

2. Flexible

The TFS can be put together easily as your need dedicate and can be improved and expanded at any time.

3. Flexibility

The freedom and flexibility of a tubing system coupled with the standard accessories result in an easy upgrade to adapt continuous improvement of production technology.

4. Reusable

The components of TFS are reusable – when the life cycle of a product or a process finishes, the original components can be converted to a new structure.














































Applications

The TFS is widely used in factories, warehouses and especially assembling process of household, automobile, light industry and electronics industries. It is an essential tool for logistics integrations.



Products Index

Profile Tube Page03-06	Technical Data Page07-08	Connector Page09-29
Joint Accessories Page30-31	Floor Elements Page32-34	Panel Accessories Page35-36
Additional Accessories Page37-42	Application Page43-45	

<p>Tube D28</p>  <p>Page 04</p>	<p>Profile Tube D28</p>  <p>Page 04</p>	<p>Double Profile Tube D28</p>  <p>Page 05</p>	<p>Profile Tube D28 10slots</p>  <p>Page 05</p>	<p>SW Profile Tube D28</p>  <p>Page 06</p>
<p>DW Profile Tube D28</p>  <p>Page 06</p>	<p>L Outer Connector D28</p>  <p>Page 09</p>	<p>90° Outer Connector D28</p>  <p>Page 10</p>	<p>45° Outer Connector D28</p>  <p>Page 11</p>	<p>0-80° Outer Connector D28</p>  <p>Page 12</p>
<p>90° Outer Connector for Double Profile Tube D28</p>  <p>Page 13</p>	<p>L Inner Connector D28</p>  <p>Page 14</p>	<p>90° Inner Connector D28</p>  <p>Page 15</p>	<p>45° Inner Connector D28</p>  <p>Page 16</p>	<p>0-80° Inner Connector D28</p>  <p>Page 17</p>
<p>Linear Inner Connector D28</p>  <p>Page 18</p>	<p>Cross Connector D28</p>  <p>Page 19</p>	<p>45° Bracing Strut D28</p>  <p>Page 20</p>	<p>Parallel Connector A D28</p>  <p>Page 21</p>	<p>Parallel Connector B D28</p>  <p>Page 22</p>
<p>Parallel Adapter D28</p>  <p>Page 23</p>	<p>Single Adapter D28</p>  <p>Page 24</p>	<p>L Anti-Torsion Block</p>  <p>Page 25</p>	<p>T Base D28</p>  <p>Page 26</p>	<p>Profile Adapter</p>  <p>Page 27</p>
<p>Tube Adapter</p>  <p>Page 28</p>	<p>Slide Adapter D28</p>  <p>Page 29</p>	<p>Cap</p>  <p>Page 30</p>	<p>Slide Strip</p>  <p>Page 30</p>	<p>Anti-Torsion Block</p>  <p>Page 31</p>
<p>Threaded Insert</p>  <p>Page 32</p>	<p>Pivot Foot</p>  <p>Page 32</p>	<p>Fixed Foot</p>  <p>Page 33</p>	<p>Castor with Thread</p>  <p>Page 33</p>	<p>Castor with Plate</p>  <p>Page 34</p>
<p>Panel Adapter A</p>  <p>Page 35</p>	<p>Panel Adapter B</p>  <p>Page 36</p>	<p>Flow Roller Track</p>  <p>Page 38</p>	<p>High Rail Holder</p>  <p>Page 39</p>	<p>Flat Rail Holder</p>  <p>Page 39</p>
<p>Bilateral Flat Rail Holder</p>  <p>Page 40</p>	<p>Cross Rail Holder</p>  <p>Page 40</p>	<p>Multi-angle Rail Holder</p>  <p>Page 41</p>	<p>Roller Track Brake</p>  <p>Page 41</p>	<p>Suspension Profile</p>  <p>Page 42</p>

Profile Tube

TFS Profile Tube applies standard tolerance of GB 5237-2008, the surface treatment is satin anodized. Standard length of delivery profiles are : 6000mm for delivery inside china, 5800mm for international shipment.

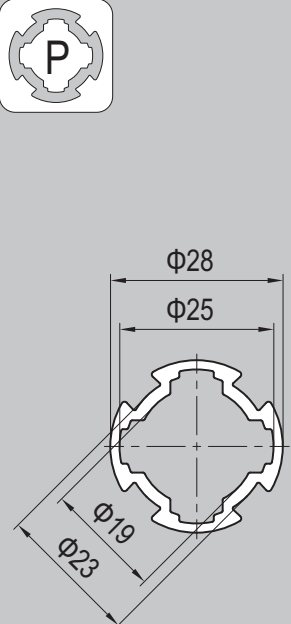





Tube D28




Tube D28 is suitable for connecting outer connector or tube connector, and tube adapter is required to connect with other tubes, Refer to Page 28 in this catalogue for more details.







Profile Tube D28




Double Profile Tube D28



Profile Tube D28 10slots

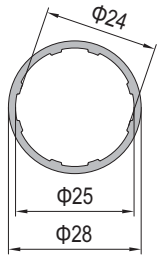


SW Profile Tube D28



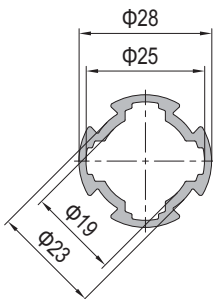
DW Profile Tube D28

Tube D28



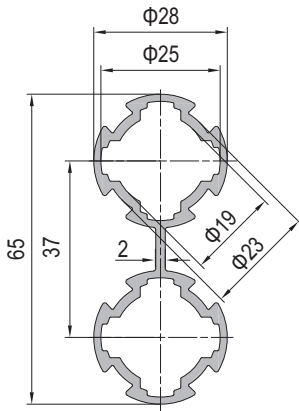
Description	Moment of Inertia $I_x(\text{cm}^4)$	Moment of Inertia $I_y(\text{cm}^4)$	Moment of Resistance $W_x(\text{cm}^3)$	Moment of Resistance $W_y(\text{cm}^3)$	Mass (kg/m)	Part No.
Tube D28	1.3	1.3	0.9	0.9	0.36	TFS.D28

Profile Tube D28



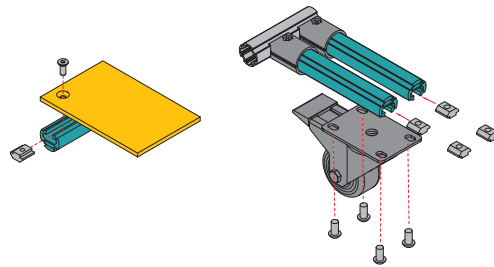
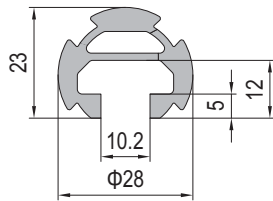
Description	Moment of Inertia $I_x(\text{cm}^4)$	Moment of Inertia $I_y(\text{cm}^4)$	Moment of Resistance $W_x(\text{cm}^3)$	Moment of Resistance $W_y(\text{cm}^3)$	Mass (kg/m)	Part No.
Profile Tube D28	1.6	1.6	1.03	1.03	0.48	TFS.D28.1

Double Profile Tube D28



Description	Moment of Inertia $I_x(\text{cm}^4)$	Moment of Inertia $I_y(\text{cm}^4)$	Moment of Resistance $W_x(\text{cm}^3)$	Moment of Resistance $W_y(\text{cm}^3)$	Mass (kg/m)	Part No.
Double Profile Tube D28	14.97	2.67	4.6	1.9	1.15	TFS.D28.1.D

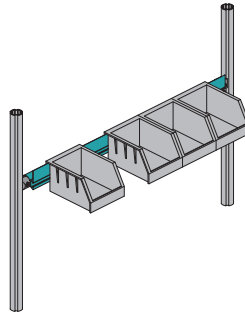
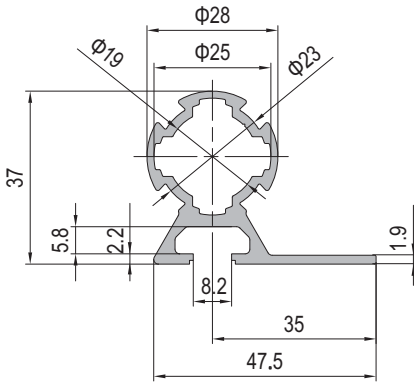
Profile Tube D28 10slots



Profile Tube D28 10slots is mainly used for connecting panel or castor with plate, and it can only be connected by outer connector

Description	Moment of Inertia $I_x(\text{cm}^4)$	Moment of Inertia $I_y(\text{cm}^4)$	Moment of Resistance $W_x(\text{cm}^3)$	Moment of Resistance $W_y(\text{cm}^3)$	Mass (kg/m)	Part No.
Profile Tube D28 10slots	1.1	1.9	0.8	1.3	0.68	TFS.D28.1.10

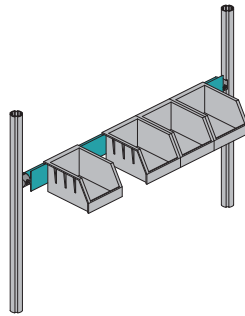
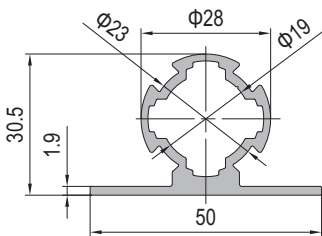
SW Profile Tube D28



SW Profile Tube D28 is mainly used for suspending material box which can only be connected by inner connector.

Description	Moment of Inertia $I_x(\text{cm}^4)$	Moment of Inertia $I_y(\text{cm}^4)$	Moment of Resistance $W_x(\text{cm}^3)$	Moment of Resistance $W_y(\text{cm}^3)$	Mass (kg/m)	Part No.
SW Profile Tube D28	5.7	2.95	3.1	1.24	0.86	TFS.D28.1.SW

DW Profile Tube D28



SW Profile Tube D28 is mainly used for suspending material box which can only be connected by inner connector.

Description	Moment of Inertia $I_x(\text{cm}^4)$	Moment of Inertia $I_y(\text{cm}^4)$	Moment of Resistance $W_x(\text{cm}^3)$	Moment of Resistance $W_y(\text{cm}^3)$	Mass (kg/m)	Part No.
DW Profile Tube D28	3.35	2.95	1.2	1.18	0.79	TFS.D28.1.DW

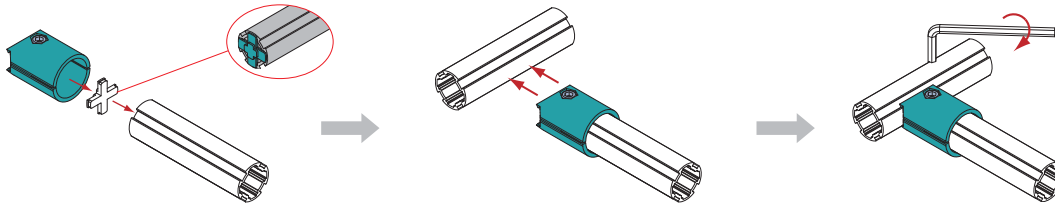
Connector

Profile Tube D28 can be put together easily by different connector for different angles.

Installation Mode

Connectors can be divided by the way of installation into outer connectors and inner connectors.

Installation for Outer Connector



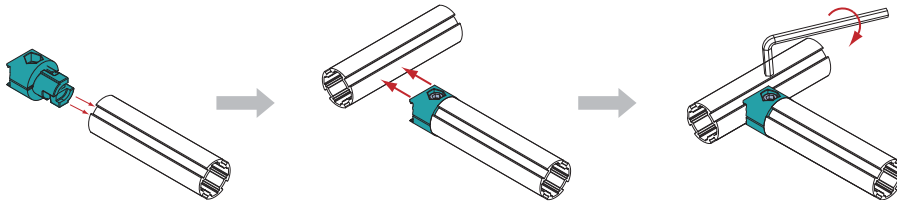
Anti-Torsion Block



Material: PA6

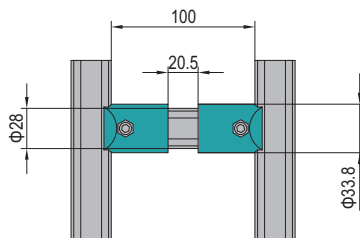
Anti-Torsion Block need to be ordered separately, refer to Page 31.

Installation for Inner Connector

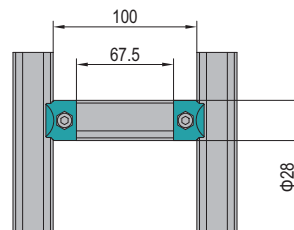


Dimension Calculation

Installation of Outer Connector

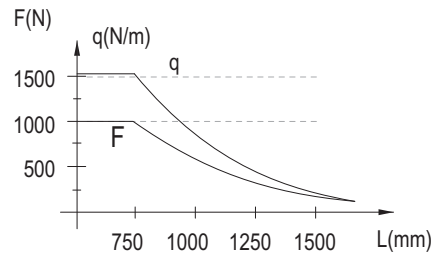
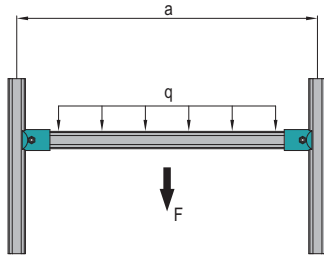


Installation of Inner Connector



Bearing Capacity

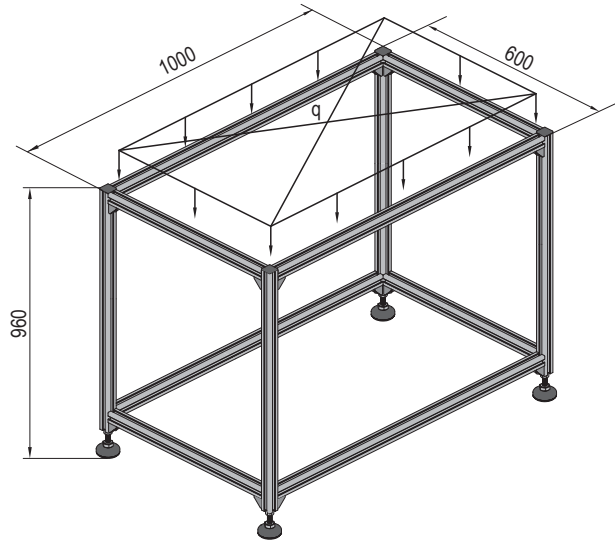
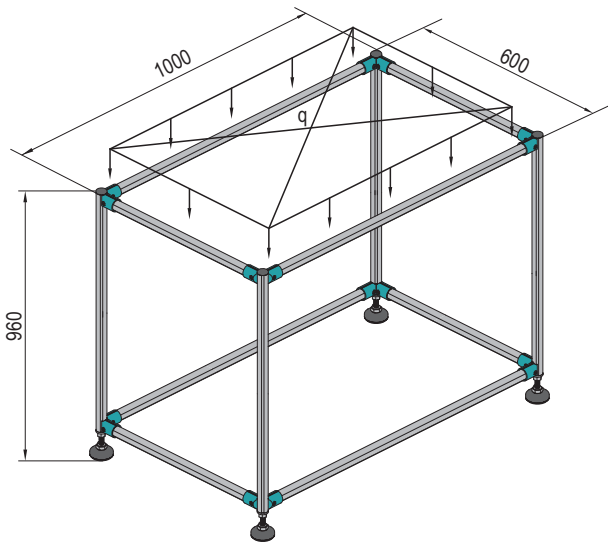
Bearing capacity of connector:



System Comparison

Tubular Framing System (Profile Tube D28)

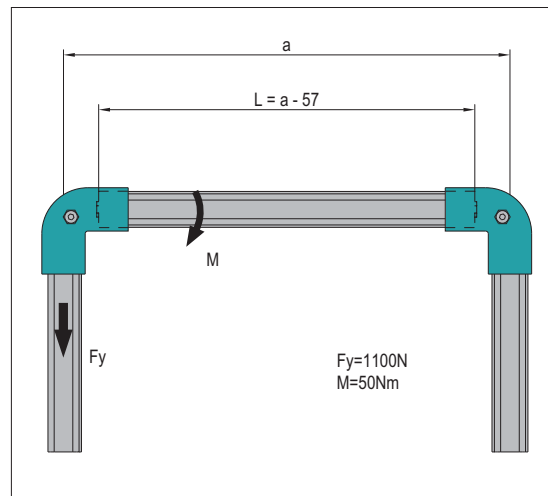
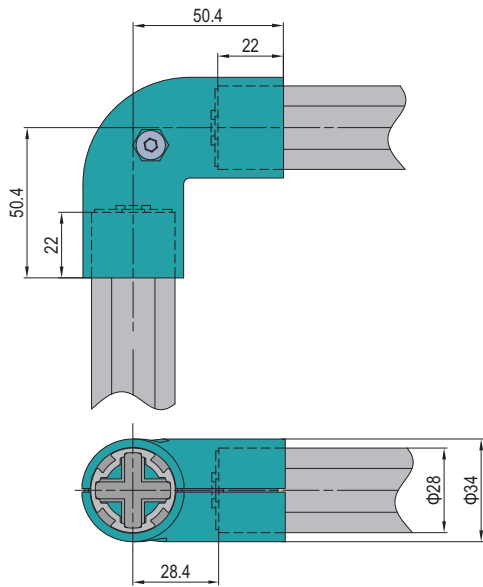

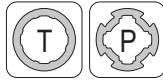
Modular Assembly System (PG30 30x30)



Description	Mass	Load Capacity	Assembly time	Price
Tubular Framing System (Profile Tube D28)	9kg	180kg	40min	\$\$\$
Modular Assembly System (PG30 30x30)	18kg	320kg	60min	\$\$\$\$

L Outer Connector D28

Material: Diecast Aluminum



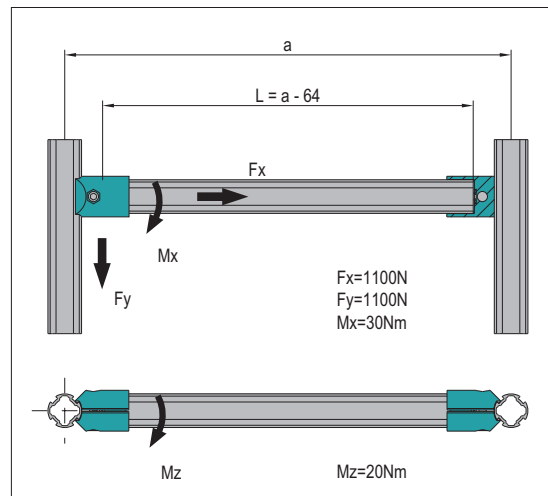
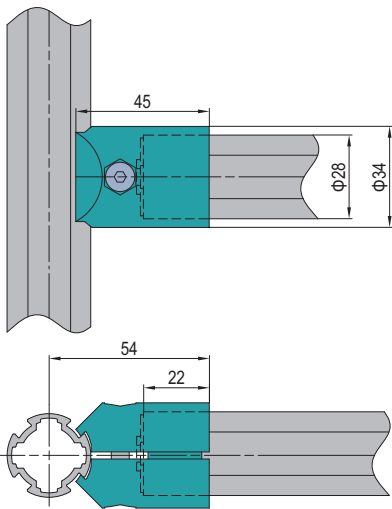
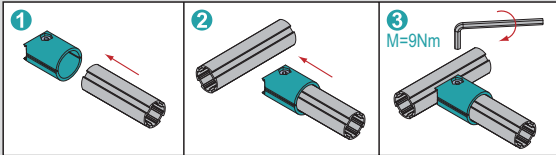
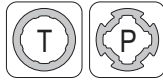
Description	Fastening Set	Anti-Torsion Block	Mass (g)	Part No.
L Outer Connector D28	1XDA	2X	117	TFS.D28.2.01.01

DA	Fastening Set
	M6x25 Bolt zinc plated
	M6 Spring Washer zinc plated
	M6 Hexagon Nut zinc plated



90° Outer Connector D28

Material: Diecast Aluminum

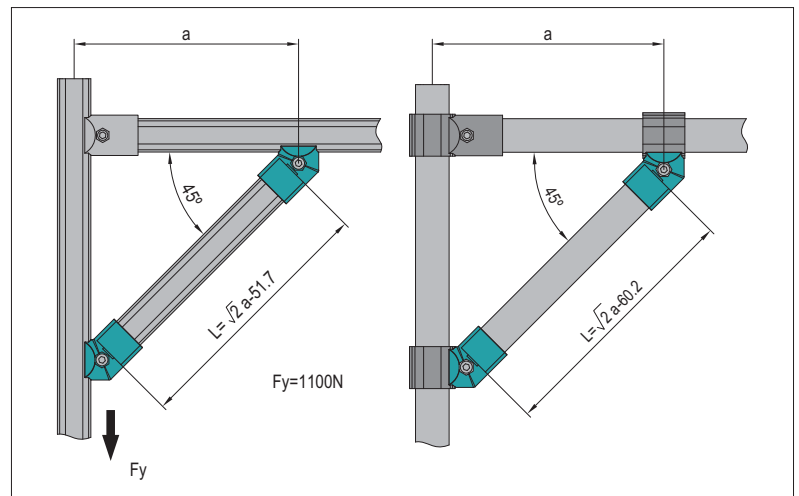
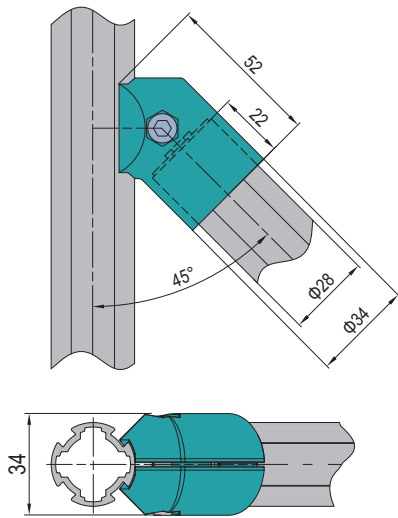
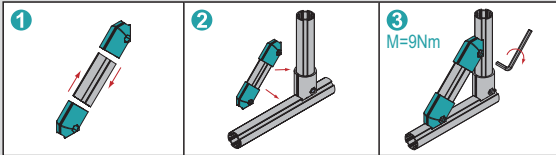


Description	Fastening Set	Anti-Torsion Block	Mass (g)	Part No.
90° Outer Connector D28	1XDA	1X	55	TFS.D28.2.01.02

DA	Fastening Set
	M6x25 Bolt zinc plated
	M6 Spring Washer zinc plated
	M6 Hexagon Nut zinc plated

45° Outer Connector D28

Material: Diecast Aluminum



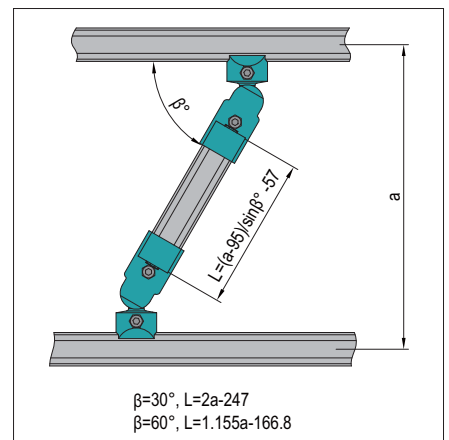
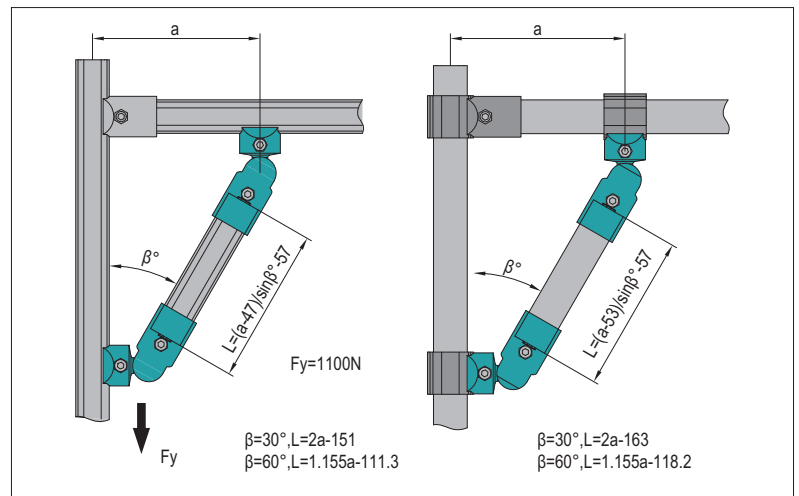
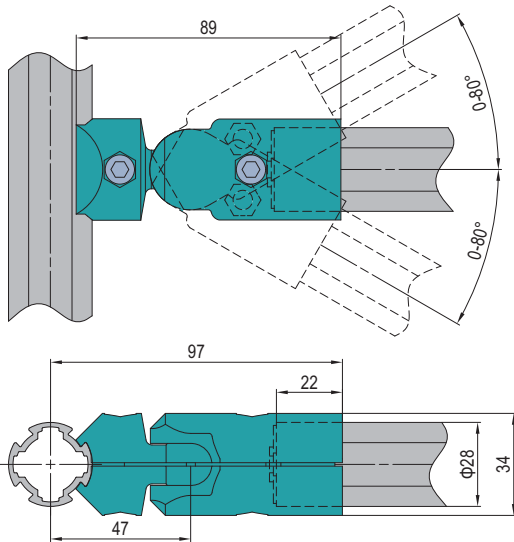
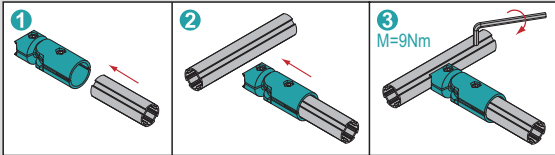
Description	Fastening Set	Anti-Torsion Block	Mass (g)	Part No.
45° Outer Connector D28	1XDA	1X	57	TFS.D28.2.01.03

DA	Fastening Set
	M6x25 Bolt zinc plated
	M6 Spring Washer zinc plated
	M6 Hexagon Nut zinc plated



0-80° Outer Connector D28

Material: Diecast Aluminum

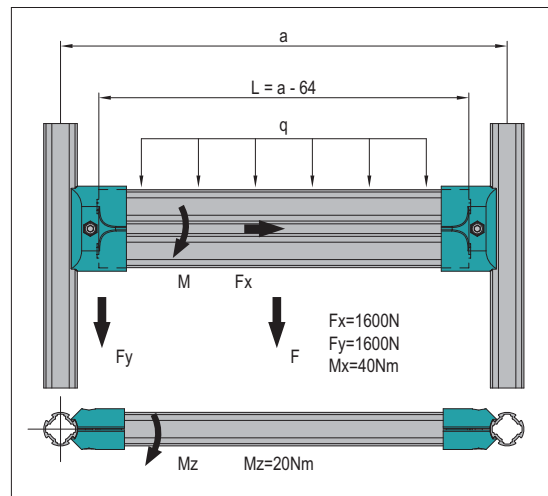
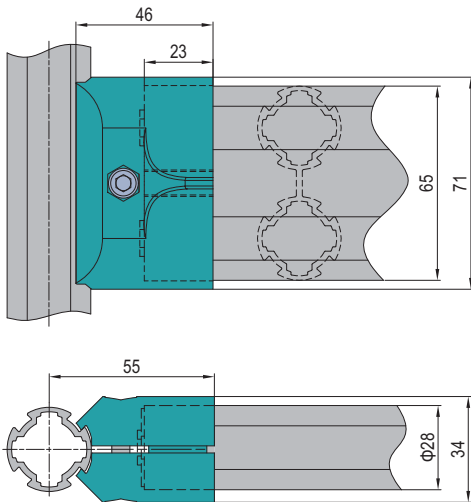
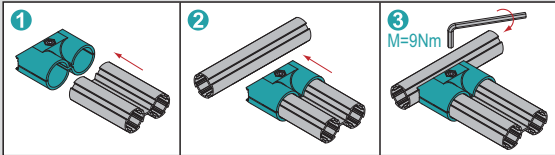
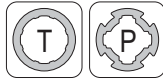


DA	Fastening Set
	M6x25 Bolt zinc plated
	M6 Spring Washer zinc plated
	M6 Hexagon Nut zinc plated

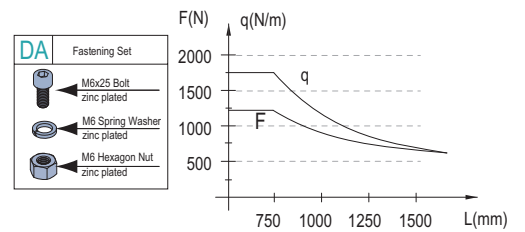
Description	Fastening Set	Anti-Torsion Block	Mass (g)	Part No.
0-80° Outer Connector D28	2XDA	1X	132	TFS.D28.2.01.04

90° Outer Connector for Double Profile Tube D28

Material: Diecast Aluminum

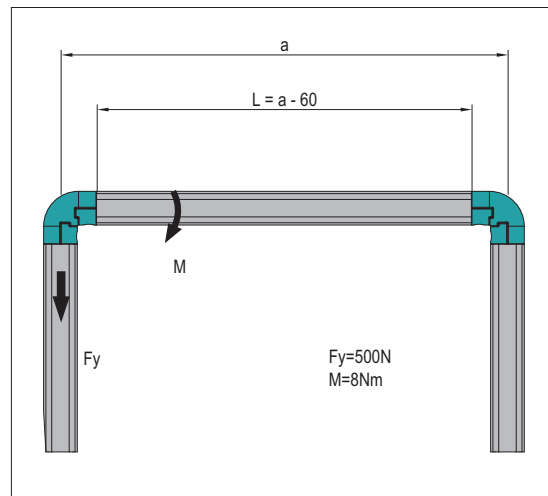
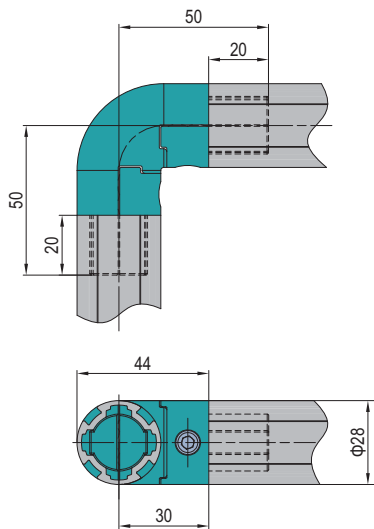
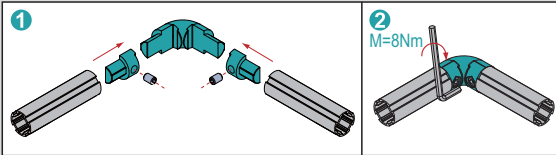


Description	Fastening Set	Mass (g)	Part No.
90° Outer Connector for Double Profile Tube D28	1XDA	143.5	TFS.D28.2.01.05

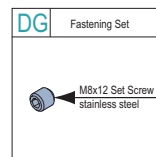


L Inner Connector D28 L

Material: Diecast Aluminum

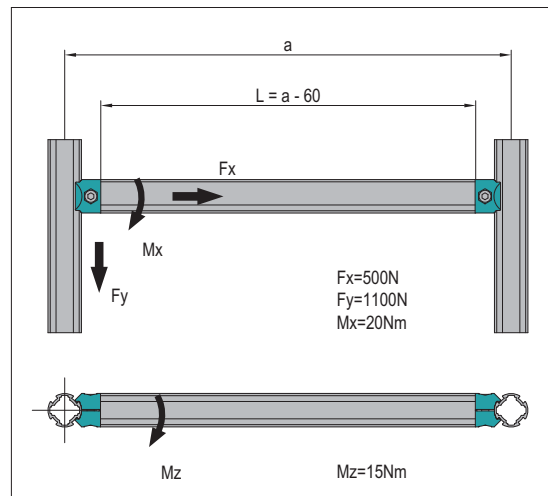
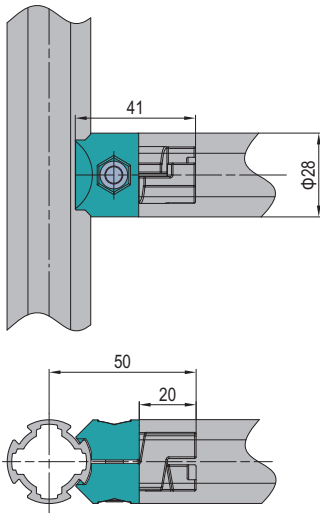
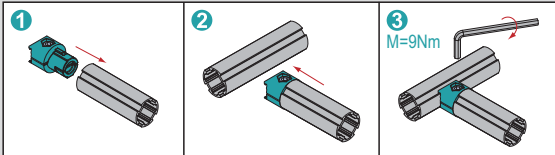


Description	Fastening Set	Mass (g)	Part No.
L Inner Connector D28	2XDG	117.5	TFS.D28.2.02.01



90° Inner Connector D28

Material: Diecast Aluminum



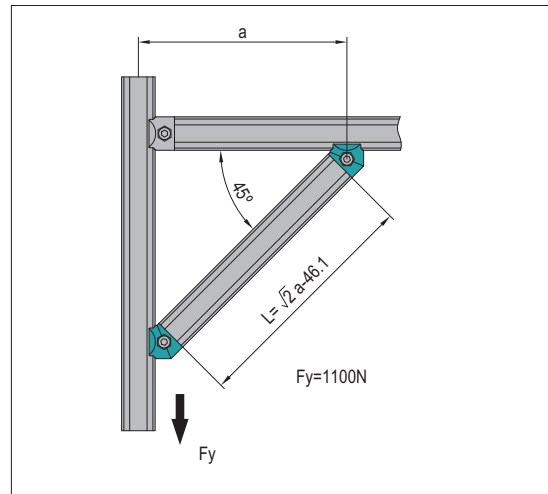
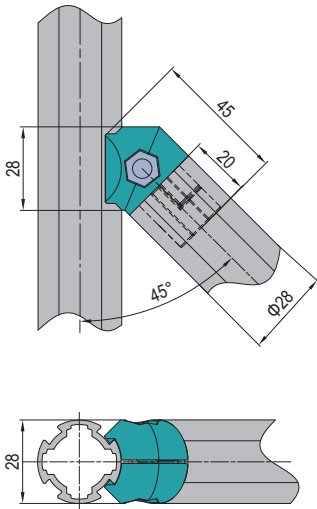
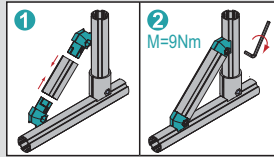
Description	Fastening Set	Mass (g)	Part No.
90° Inner Connector D28	1XDB	51.5	TFS.D28.2.02.02

DB	Fastening Set
	M6x20 Bolt zinc plated
	M6 Spring Washer zinc plated
	M6 Hexagon Nut zinc plated



45° Inner Connector D28

Material: Diecast Aluminum

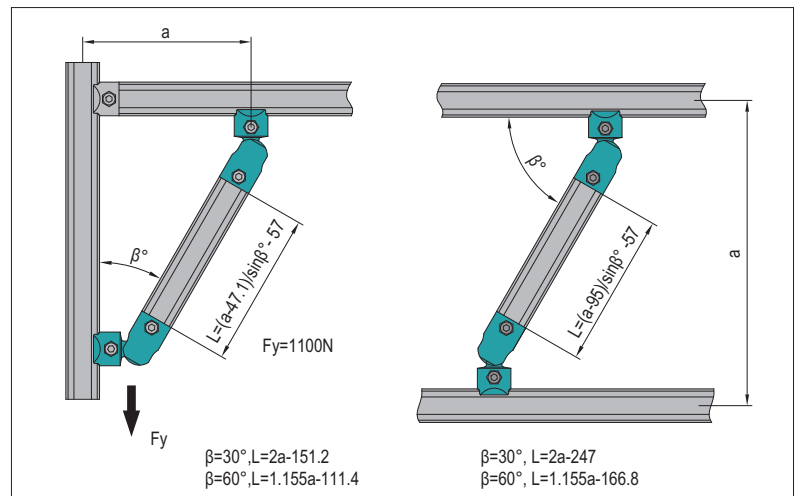
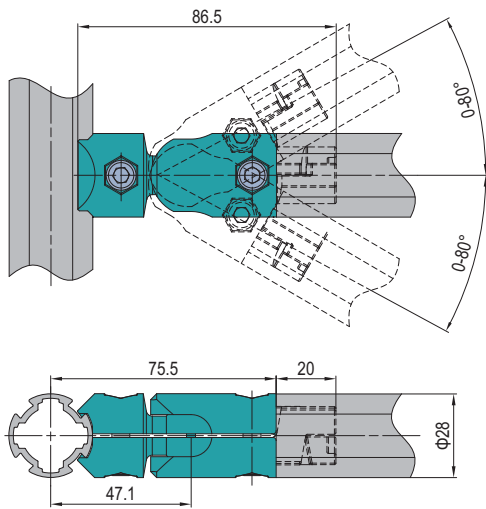
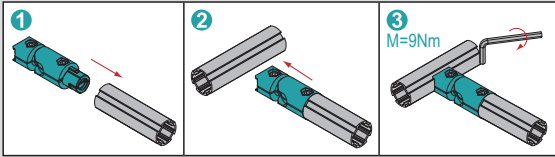


Description	Fastening Set	Mass (g)	Part No.
45° Inner Connector D28	1XDB	41.5	TFS.D28.2.02.03

DB	Fastening Set
	M6x20 Bolt zinc plated
	M6 Spring Washer zinc plated
	M6 Hexagon Nut zinc plated

0-80° Inner Connector D28

Material: Diecast Aluminum



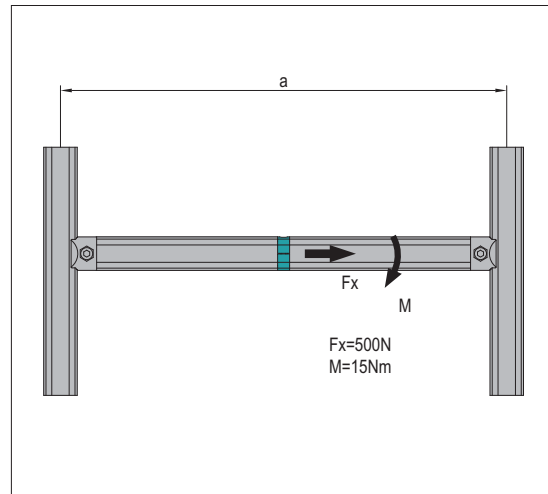
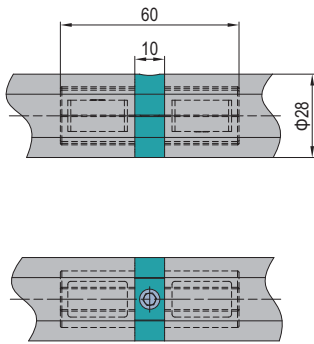

Description	Fastening Set	Mass (g)	Part No.
0-80° Inner Connector D28	2XDB	109	TFS.D28.2.02.04

DB	Fastening Set
	M6x20 Bolt zinc plated
	M6 Spring Washer zinc plated
	M6 Hexagon Nut zinc plated

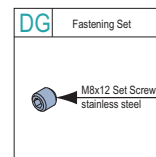


Linear Inner Connector D28

Material: Diecast Aluminum

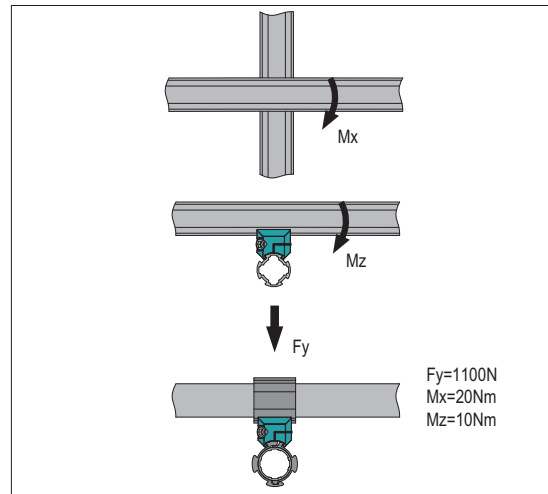
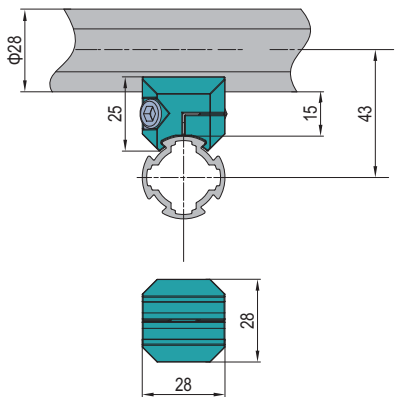




Description	Fastening Set	Mass (g)	Part No.
Linear Inner Connector D28	1XDG	42	TFS.D28.2.02.05



Cross Connector D28

Material: Diecast Aluminum



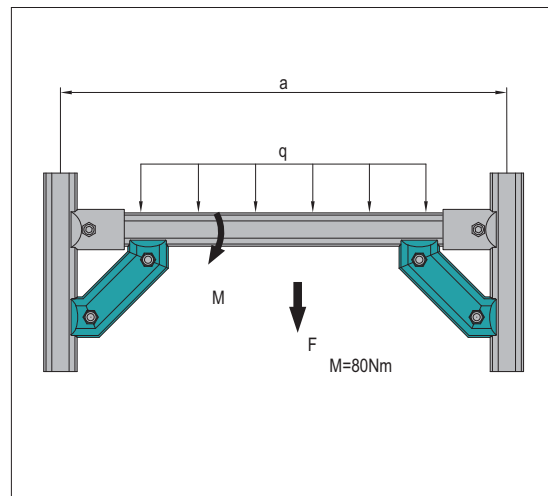
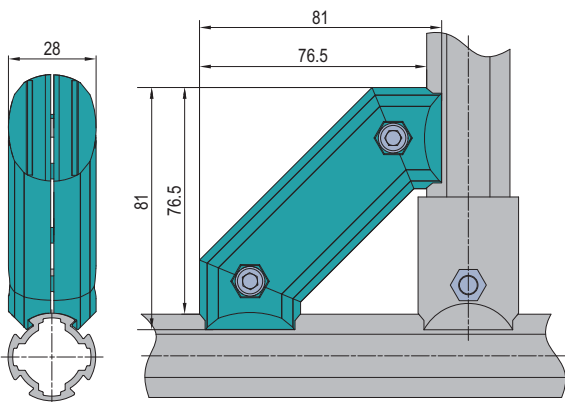
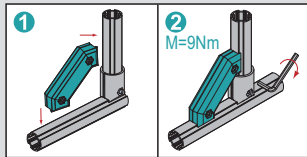
Description	Fastening Set	Mass (g)	Part No.
Cross Connector D28	1XDH	43	TFS.D28.2.03.01

DH	Fastening Set
	M6x30 Bolt zinc plated
	M6 Spring Washer zinc plated
	M6 Hexagon Nut zinc plated

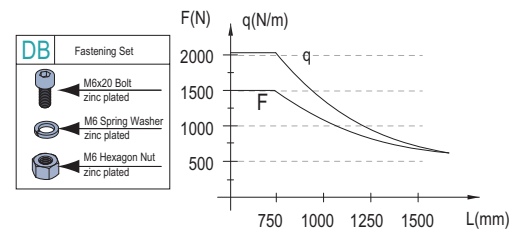


45° Bracing Strut D28

Material: Diecast Aluminum

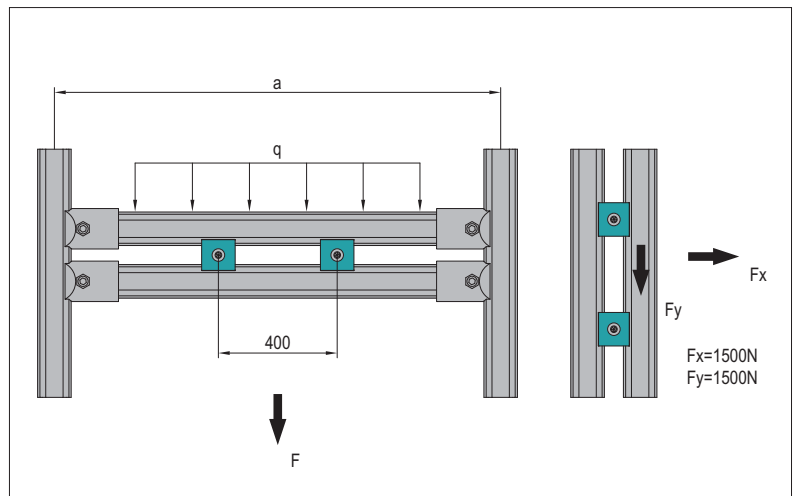
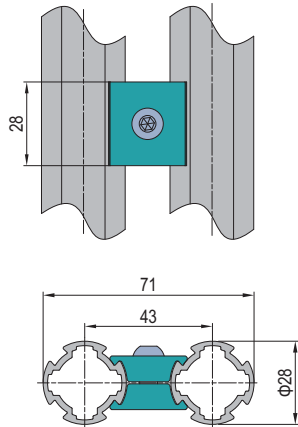



Description	Fastening Set	Mass (g)	Part No.
45° Bracing Strut D28	2XDB	180	TFS.D28.2.03.02

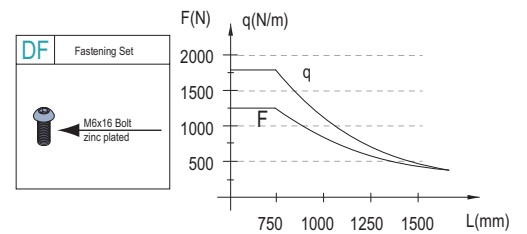


Parallel Connector A D28

Material: Aluminum



Description	Fastening Set	Mass (g)	Part No.
Parallel Connector A D28	1XDF	22	TFS.D28.2.03.03

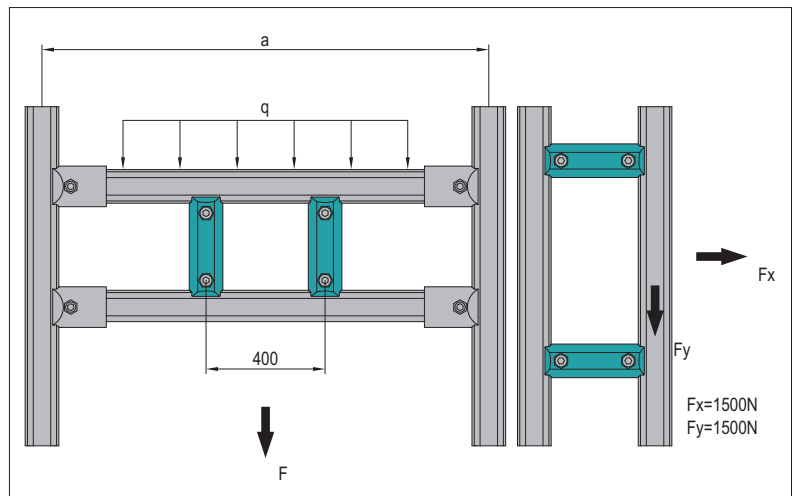
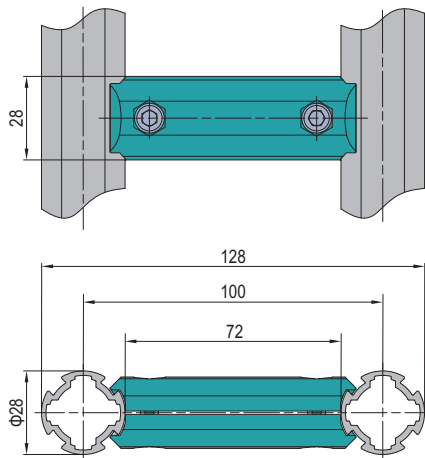


⚠ Load capacity increased by 150%.

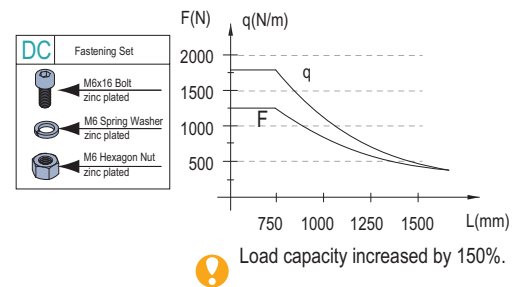


Parallel Connector B D28

Material: Diecast Aluminum

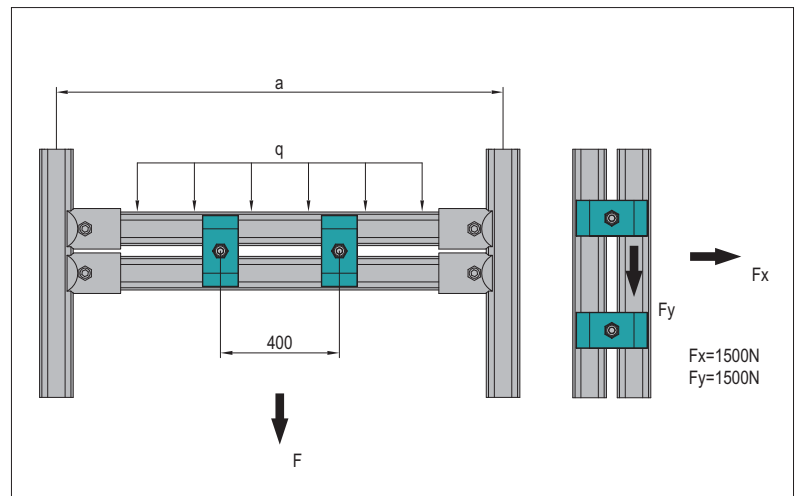
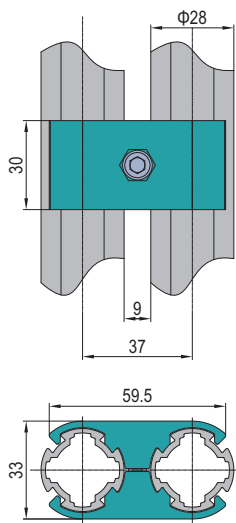
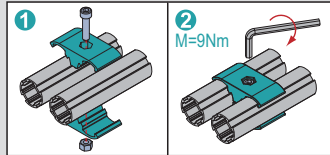


Description	Fastening Set	Mass (g)	Part No.
Parallel Connector B D28	2XDC	107	TFS.D28.2.03.04

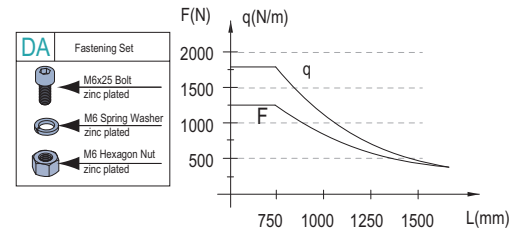


Parallel Adapter D28

Material: Diecast Aluminum



Description	Fastening Set	Mass (g)	Part No.
Parallel Adapter D28	1XDA	67.5	TFS.D28.2.03.05

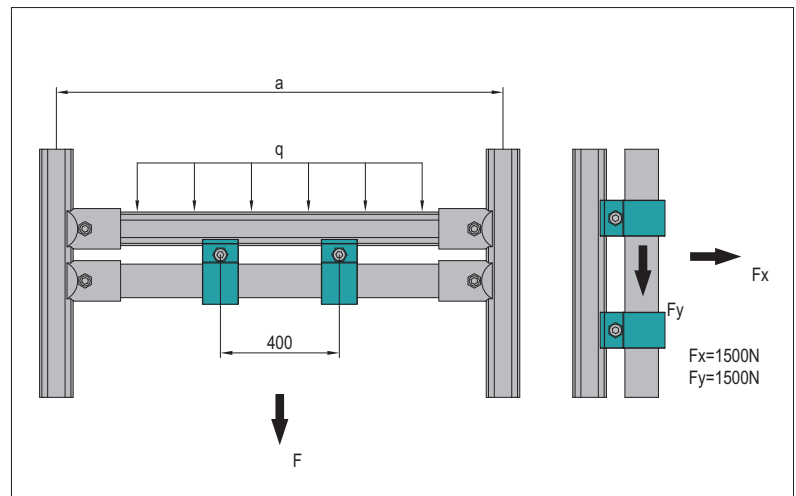
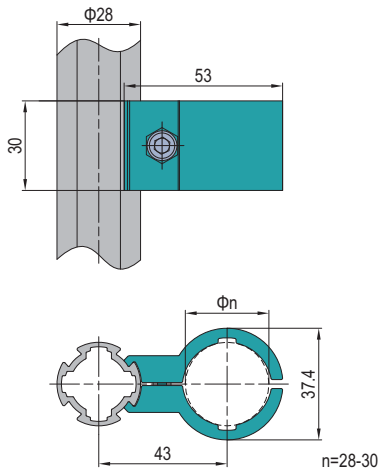
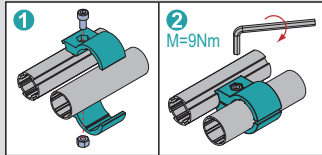


⚠ Load capacity increased by 150%.

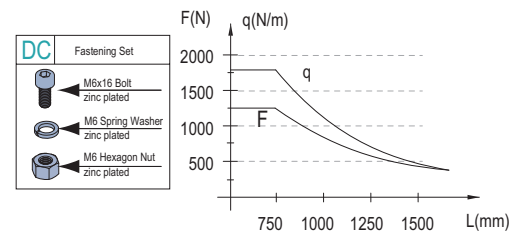


Single Adapter D28

Material: Diecast Aluminum



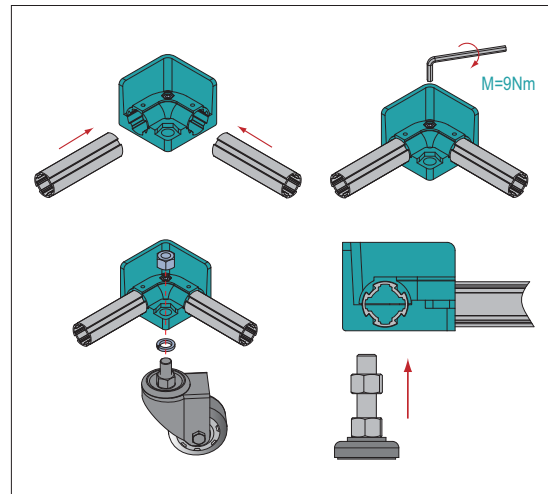
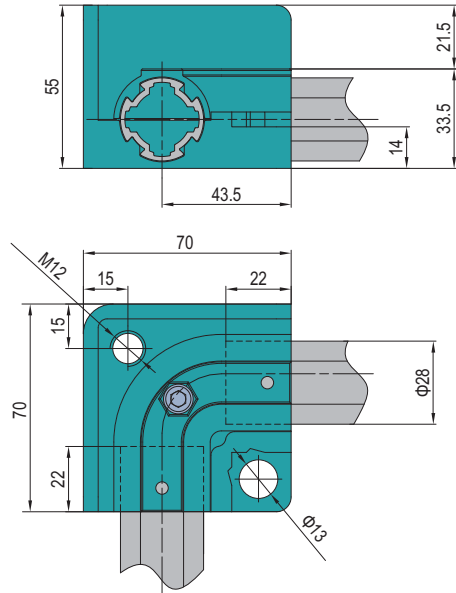
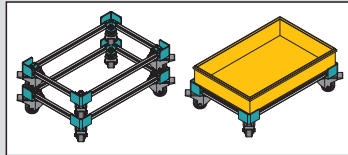
Description	Fastening Set	Mass (g)	Part No.
Single Adapter D28	1XDC	60.5	TFS.D28.2.03.06



⚠ Load capacity increased by 150%.

L Anti-Torsion Block

Material: Diecast Aluminum



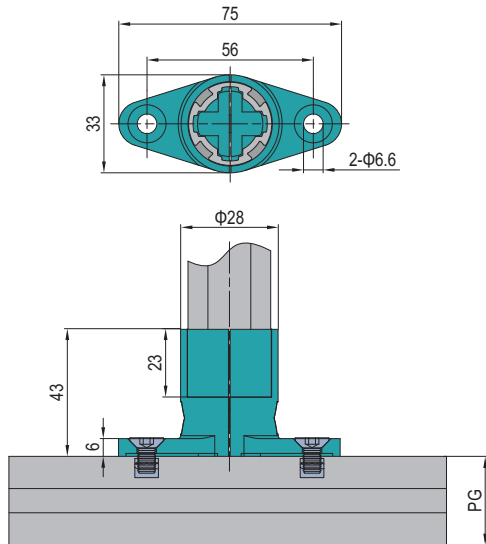
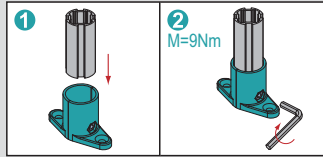
Description	Fastening Set	Mass (g)	Part No.
L Anti-Torsion Block	1XDA+1XEO	270	TFS.D28.5.02.01

DA	Fastening Set	EO	Fastening Set
	M6x25 Bolt zinc plated		M6 Spring Washer zinc plated
	M6 Spring Washer zinc plated		M6 Hexagon Nut zinc plated
	M6 Hexagon Nut zinc plated		



T Base D28

Material: Diecast Aluminum

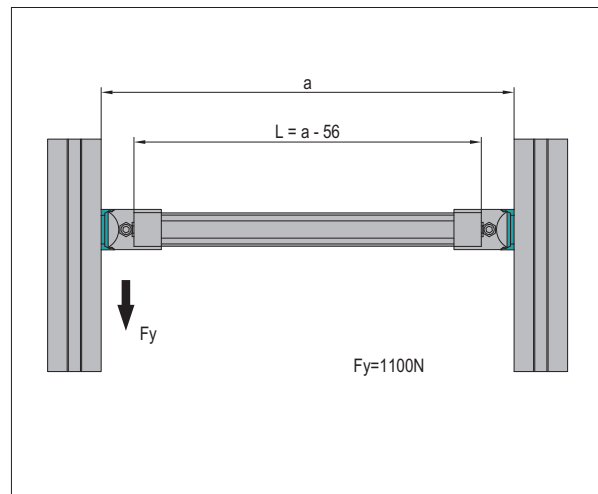
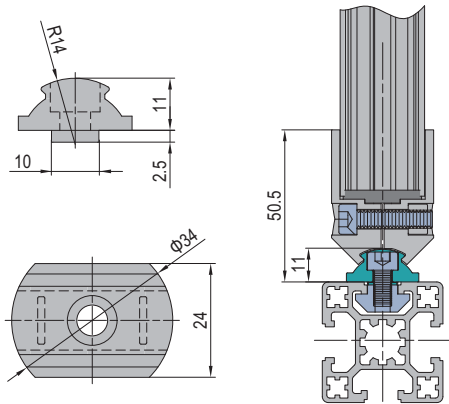
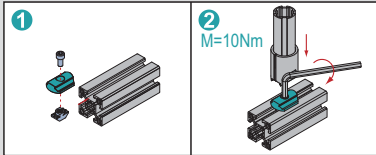


Description	PG	Fastening Set	Mass (g)	Part No.
T Base D28		1XDB	72	TFS.D28.5.03.01
T Base D28-8	30	1XDB+2XFF	85	TFS.D28.5.03.02
T Base D28-10	40/45/50/60	1XDB+2XDL	95	TFS.D28.5.03.03

DB	Fastening Set	FF	Fastening Set	DL	Fastening Set
	M6x20 Bolt zinc plated		M6x12 Bolt zinc plated		M6x16 Bolt zinc plated
	M6 Spring Washer zinc plated		M6 T Nut nickel plated		M6 T Nut nickel plated
	M6 Hexagon Nut zinc plated				

Profile Adapter

Material: Diecast Aluminum



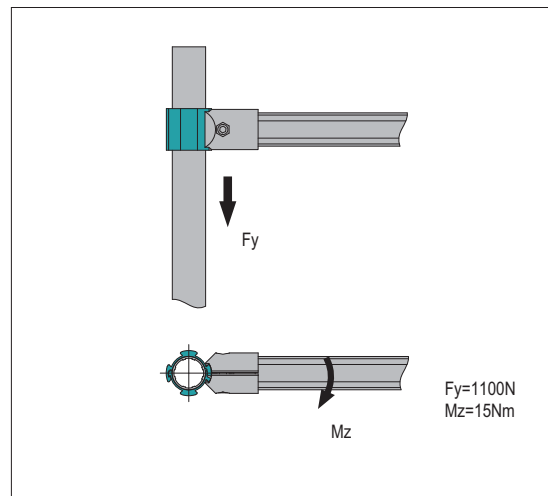
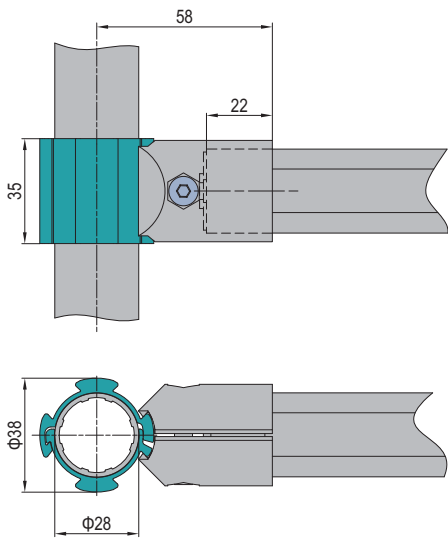

Description	Fastening Set	Mass (g)	Part No.
Profile Adapter	1XCP	36	TFS.D28.8.03.01

CP	Fastening Set
	M6x12 Bolt zinc plated
	M6 T Nut nickel plated



Tube Adapter

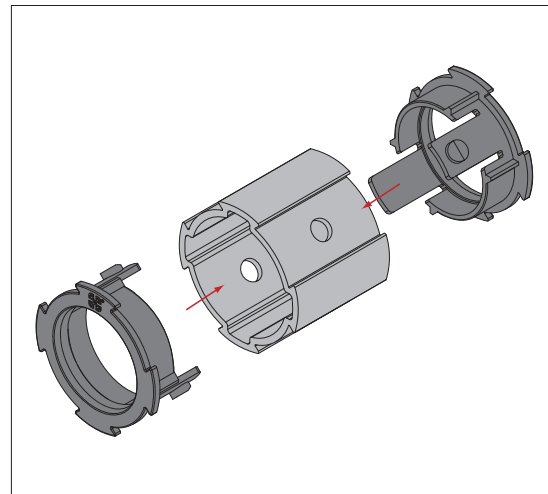
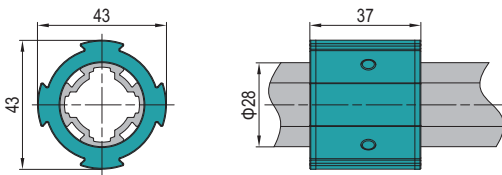

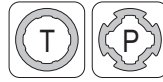
Material: Aluminum



Description	Mass (g)	Part No.
Tube Adapter	28.3	TFS.D28.8.03.03

Slide Adapter D28

Material and Color: Adapter Body-Aluminum Adapter Bushing-PA6, black



Description	Mass (g)	Part No.
Slide Adapter D28	31.5	TFS.D28.8.04

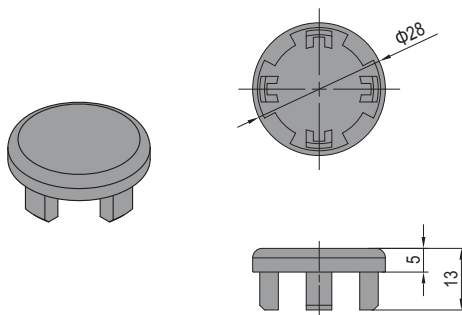
Slide Adapter D28 is used with connector D28 for a cross connector between two profile tube, where slide adapter can freely move along the profile tube inside.



Cap

Caps for the ends of profile tube can prevent frons injuries and improve product appearance.

Material: ABS



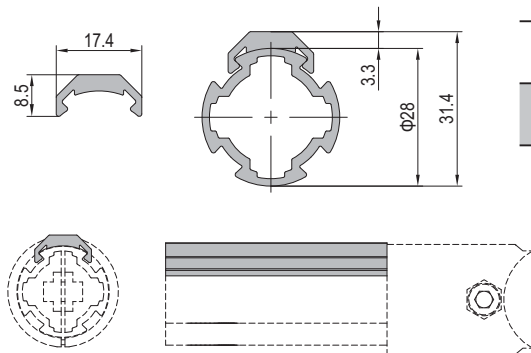
Description	Mass (g)	Part No.
Cap	2.6	TFS.D28.4.01



Slide Strip

Simply clip the Slide Strip onto profile tube D28 to create the same horizontal plane as the joint connector.

Material and Color: PVC, Gray



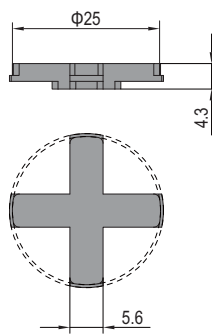
Description	Delivery Length	Mass (g/m)	Part No.
Slide Strip	2000mm/bar	83	TFS.D28.4.02



Anti-Torsion Block

Using the Anti-Torsion Block ensures the profile tube is correctly aligned in the connector, making it easy to avoid assembly errors.

Material: PA6



Description	Mass (g)	Part No.
Anti-Torsion Block	1	TFS.D28.4.03

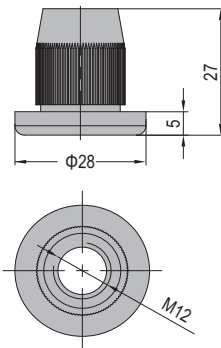
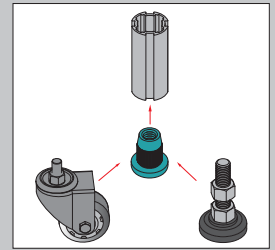




Threaded Insert

Threaded Insert is used for attaching profile tube to feet or castor.

Material: zinc plated steel



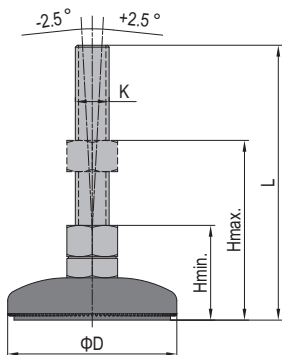
Description	Mass (g)	Part No.
Threaded Insert	47.6	TFS.D28.5.01.01



Pivot Foot

To support the structure where gradual height adjustment is needed, the pivot foot has a small swiveling angle and is used for slightly uneven floor. The connection between the pivot base and the spindle can be released with a tool.

Material and Color: Base-black PA6 Spindle-zinc plated steel Pad-black rubber



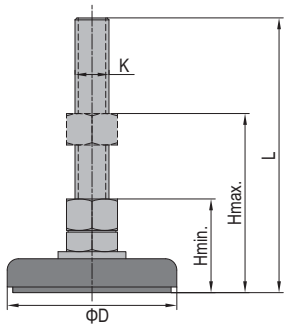
Description	D (mm)	KxL (mm)	H min. (mm)	H max. (mm)	Max. Static Load (N)	Mass (g)	Part No.
Pivot Foot-PA 6 Base	59	M12x90	45	70	4500	152	5.21.60.12.90
	79	M12x90		70	9000	188	5.21.80.12.90
	79	M12x130		100	9000	218	5.21.80.12.130
	99	M12x130		100	10000	326	5.21.100.12.130



Fixed Foot

Fixed Foot have a non-movable connection between base and spindle.

Material and Color: Base Plate-steel, electrophoresis, black
Spindle-zinc plated steel Pad-black rubber



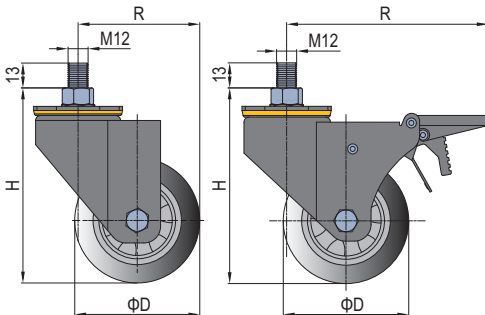
Description	D (mm)	KxL (mm)	H min. (mm)	H max. (mm)	Max. Static Load (N)	Mass (g)	Part No.
Fixed Foot-Steel Base	40	M12x70	35	50	4000	124	5.23.40.12.70
	60	M12x70		50	7000	181	5.23.60.12.70
	80	M12x70		50	9000	220	5.23.80.12.70
		M12x110		80		240	5.23.80.12.110



Castor with Thread

Thread Castor is connected to tube profile by threaded insert.

Material and Color: Base-steel sheet, plastic powder coated, black Wheel-polyurethane



Description	Wheel Width (mm)	D (mm)	R (mm)	H (mm)	Load (N)	Mass (g)	Part No.
Castor-Thread-Universal	32	63	63	104	800	550	5.41.63.M12
		75	73	119	1050	670	5.41.75.M12
Castor-Thread-Brake		63	103	104	800	650	5.41.63.M12B
		75	103	119	1050	770	5.41.75.M12B

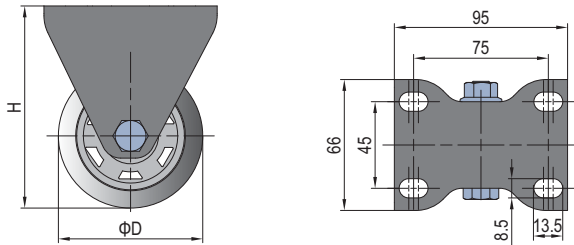


Castor with Plate

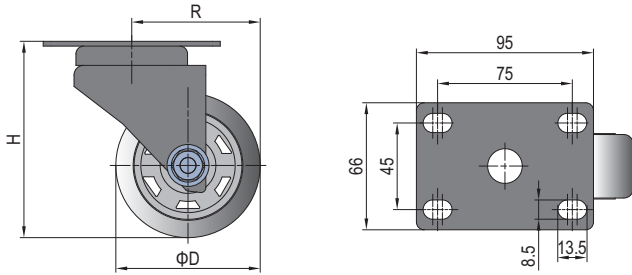
Thread Castor is connected to tube profile by threaded insert.

Material and Color: Base-steel sheet, plastic powder coated, black Wheel-polyurethane

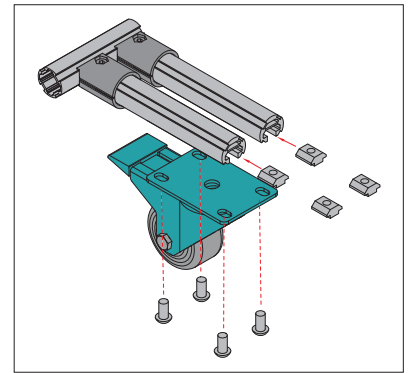
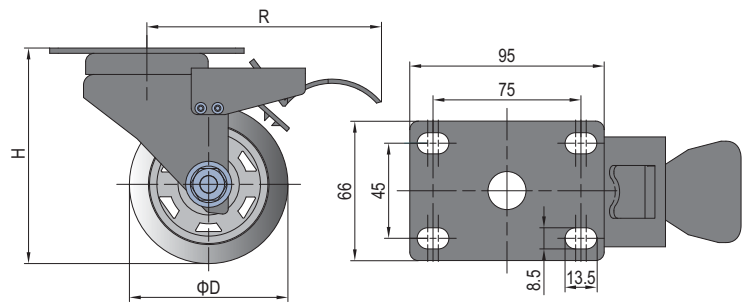
Castor-Plate-Fixed



Castor-Plate-Universal



Castor-Plate-Brake

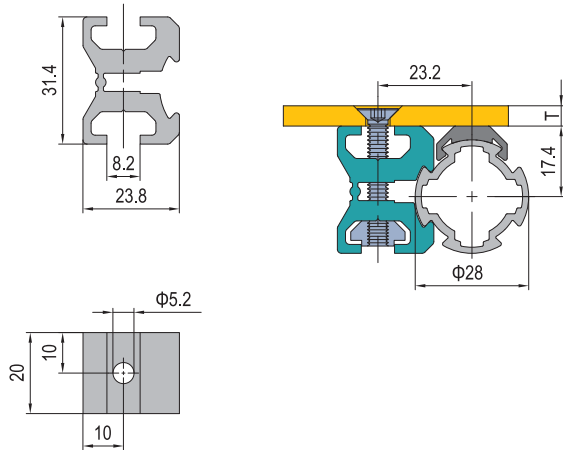


DW	Fastening Set
	MBx16 Bolt zinc plated
	M8 Spring Washer zinc plated
	M8 Washer zinc plated
	M8 Pre-set Nut-10.2 nickel plated

Description	Wheel Width (mm)	D (mm)	R (mm)	H (mm)	Load (N)	Mass (g)	Fastening Set	Part No.
Castor-Plate-Fixed	32	63		92	800	475	4XDW	5.41.63F.T
		75		107	1050	595		5.41.75F.T
Castor-Plate-Universal		63	63	92	800	675		5.41.63U.T
		75	73	107	1050	795		5.41.75U.T
Castor-Plate-Brake		63	118	92	800	775		5.41.63B.T
		75	118	107	1050	895		5.41.75B.T

Panel Adapter A

Material: Aluminum



AB	Fastening Set	AC	Fastening Set	AD	Fastening Set
	M5x35 Bolt zinc plated		M4x32 Bolt zinc plated		M4x35 Bolt zinc plated
	M5 Pre-set Nut nickel plated				

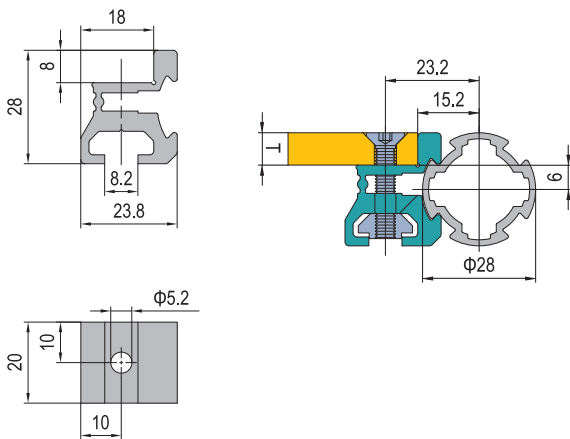

Description	Panel Thickness	Panel Material	Fastening Set	Mass (g)	Part No.
Panel Adapter A	5mm < T ≤ 12mm	metal, wood, or glass	1XAB	20	TFS.D28.6.01.01
	T=12mm	wood panel	1XAC		TFS.D28.6.01.02
	T > 12mm		1XAD		TFS.D28.6.01.03

Slide Strip need to be ordered separately, refer to Page 30 .



Panel Adapter B

Material: Aluminum



Description	Panel Thickness	Fastening Set	Mass (g)	Part No.
Panel Adapter B	T=8mm	1XAE	14	TFS.D28.6.02

AE	Fastening Set
	M5x25 Bolt zinc plated
	M5 Pre-set Nut nickel plated

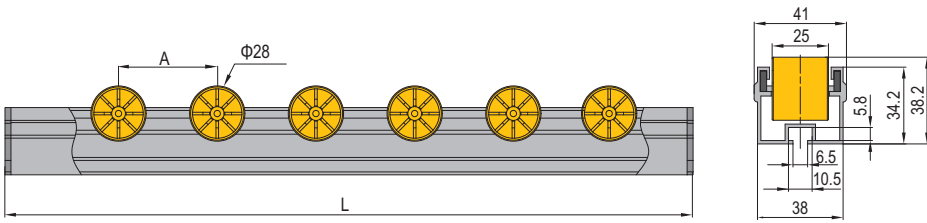





Flow Roller Track

The Flow Roller Tracks with steel axles can be used as easy-running roller conveyors, guardrails or guide equipments for a long service life at low cost. Rollers are made from high quality thermoplastic PVC material which has advantages of low friction coefficient, long service life, acid and alkali resistance and moisture resistance. When workpiece exceeds the load capacity, more tracks should be used to scatter the pressure. The assemble incline angle is depend on the load and width of the flow roller frame.

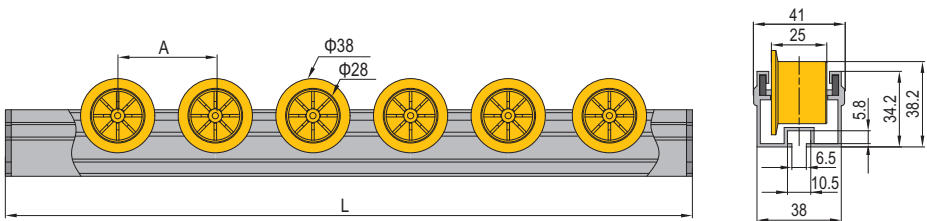
Material and Color: roller wheels-ABS YW(Yellow) GY(Grey) BK(Black) Roller Track Frame: Aluminum alloy




Flow Roller Track




Description	A (mm)	Mass (kg)	Delivery Length	Bearing Capacity (kg/m)	Roller Color	Part No.
Flow Roller Track 流利条	30	1.74	2000mm/bar	12.5		TFS.D28.8.01.0130.YW
	45	1.7				TFS.D28.8.01.0145.YW
	60	1.61				TFS.D28.8.01.0160.YW
	30	1.74				TFS.D28.8.01.0130.GY
	45	1.7				TFS.D28.8.01.0145.GY
	60	1.61				TFS.D28.8.01.0160.GY
	30	1.74				TFS.D28.8.01.0130.BK
	45	1.7				TFS.D28.8.01.0145.BK
	60	1.61				TFS.D28.8.01.0160.BK

Flow Roller Track With Flanged Wheel

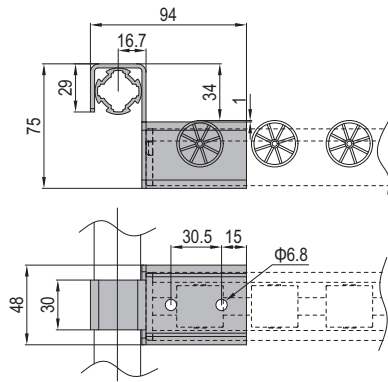
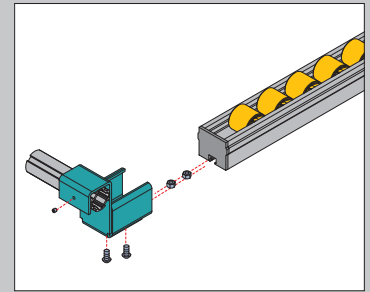


Description	A (mm)	Mass (kg)	Delivery Length	Bearing Capacity (kg/m)	Roller Color	Part No.
Flow Roller Track With Flanged Wheel	45	1.74	2000mm/bar	12.5		TFS.D28.8.01.0245.YW
	60	1.64				TFS.D28.8.01.0260.YW
	75	1.57				TFS.D28.8.01.0275.YW
	45	1.74				TFS.D28.8.01.0245.GY
	60	1.64				TFS.D28.8.01.0260.GY
	75	1.57				TFS.D28.8.01.0275.GY
	45	1.74				TFS.D28.8.01.0245.BK
	60	1.64				TFS.D28.8.01.0260.BK
	75	1.57				TFS.D28.8.01.0275.BK



High Rail Holder

Material: zinc plated steel



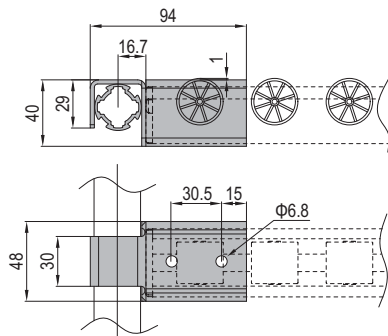
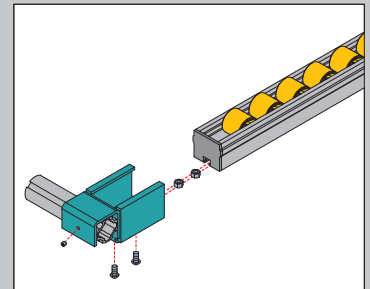
AH	Fastening Set	AI	Fastening Set
	M6x12 Bolt zinc plated		M4 Set Screw stainless steel
	M6 Spring Washer zinc plated		
	M6 standard Nut zinc plated		

Description	Fastening Set	Mass (g)	Part No.
High Rail Holder	2XAH+1XAI	351	TFS.D28.8.02.01



Flat Rail Holder

Material: zinc plated steel



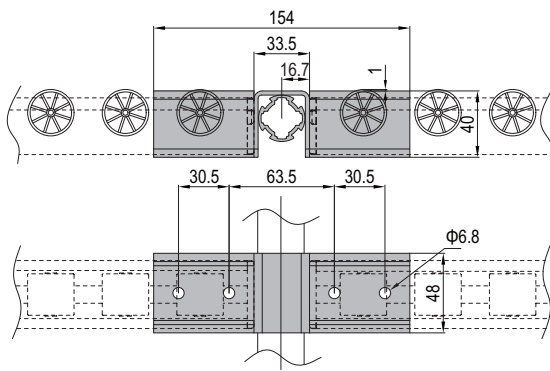
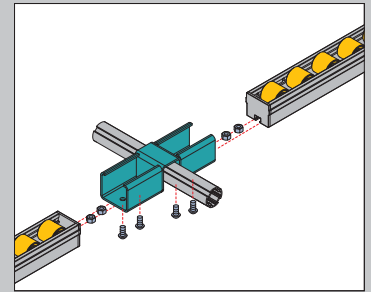
AH	Fastening Set	AI	Fastening Set
	M6x12 Bolt zinc plated		M4 Set Screw stainless steel
	M6 Spring Washer zinc plated		
	M6 standard Nut zinc plated		

Description	Fastening Set	Mass (g)	Part No.
Flat Rail Holder	2XAH+1XAI	342.5	TFS.D28.8.02.02



Bilateral Flat Rail Holder

Material: zinc plated steel



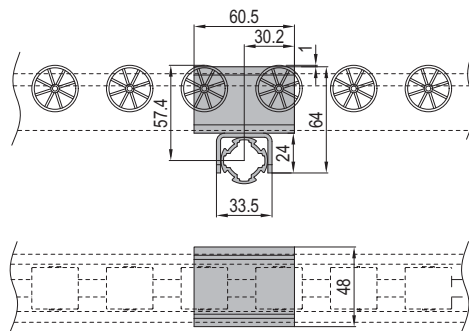
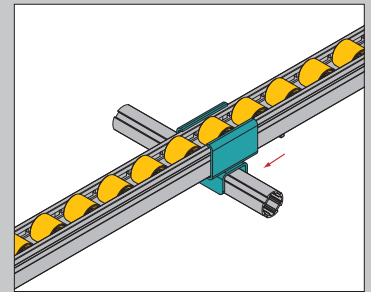
AH	Fastening Set
	M6x12 Bolt zinc plated
	M6 Spring Washer zinc plated
	M6 standard Nut zinc plated

Description	Fastening Set	Mass (g)	Part No.
Bilateral Flat Rail Holder	4XAH	355	TFS.D28.8.02.03



Cross Rail Holder

Material: zinc plated steel



AI	Fastening Set
	M4 Set Screw stainless steel

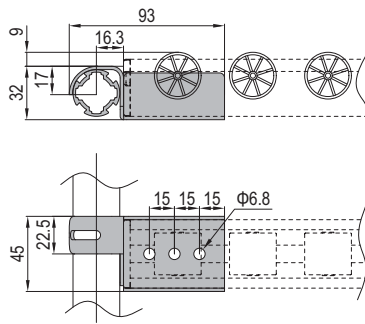
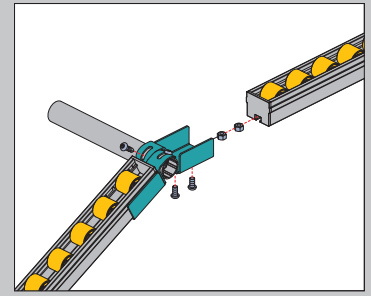
Description	Fastening Set	Mass (g)	Part No.
Cross Rail Holder	1xAI	166	TFS.D28.8.02.04



Multi-angle Rail Holder


Material: zinc plated steel

New!



HG	Fastening Set	AH	Fastening Set
	self-tapping screw M5 5x20mm 钻螺钉 stainless steel		M6x12 Bolt zinc plated
			M6 Spring Washer zinc plated
			M6 standard Nut zinc plated

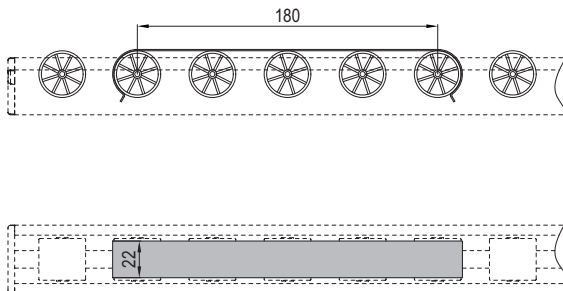
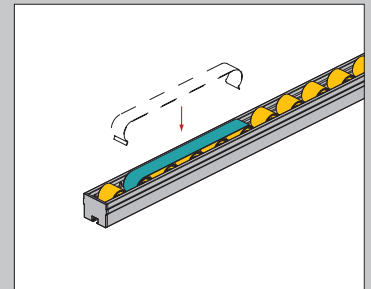
Description	Fastening Set	Mass (g)	Part No.
Multi-angle Rail Holder	2XAH+1XHG	168	TFS.D28.8.02.05



Roller Track Brake

Material: stainless steel

New!



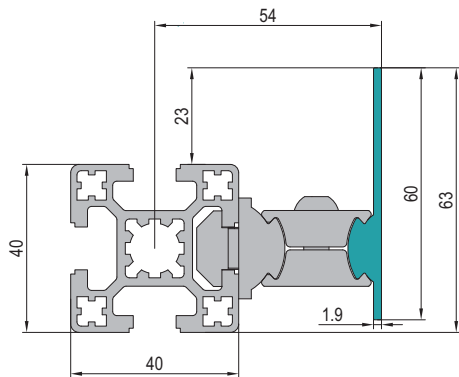
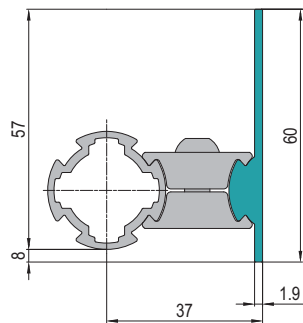
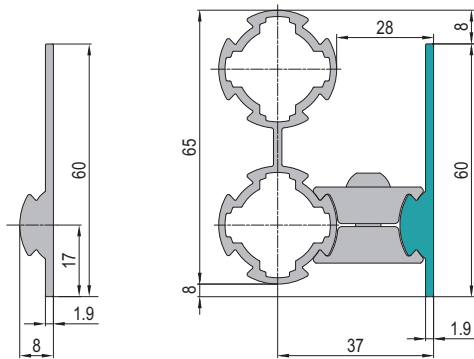
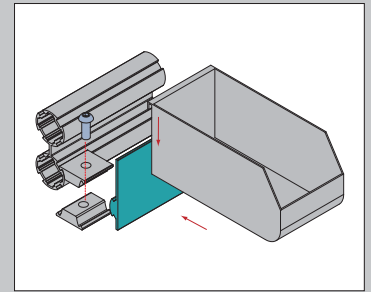
Description	Mass (g)	Part No.
Roller Track Brake	36	TFS.D28.8.02.06



Suspension Profile

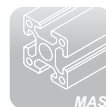
Suspension Profile is used for hanging the material box by attaching it to the profile tube D28 with parallel connector A.

Material: Diecast aluminum

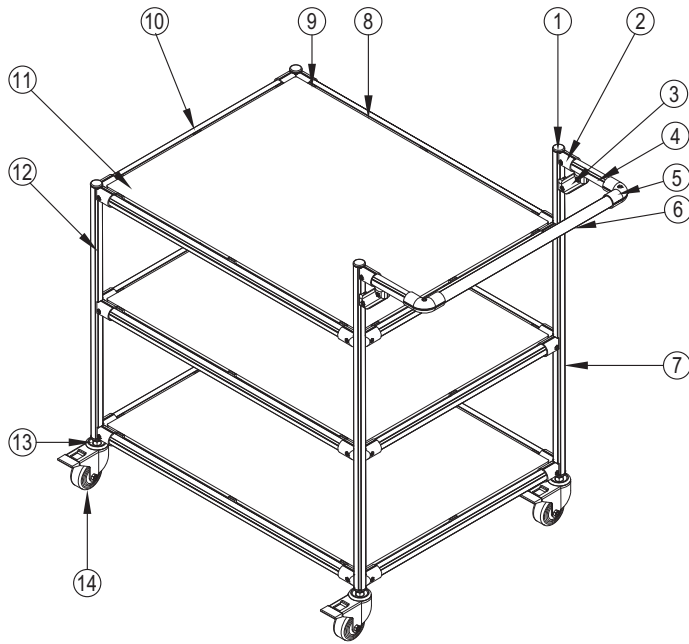


Description	Mass (kg/m)	Delivery Length	Part No.
Suspension Profile	0.51	0-5800	TFS.D28.8.05

Note: The length could be customized according to customer's requirements (Lmax.=5800mm).

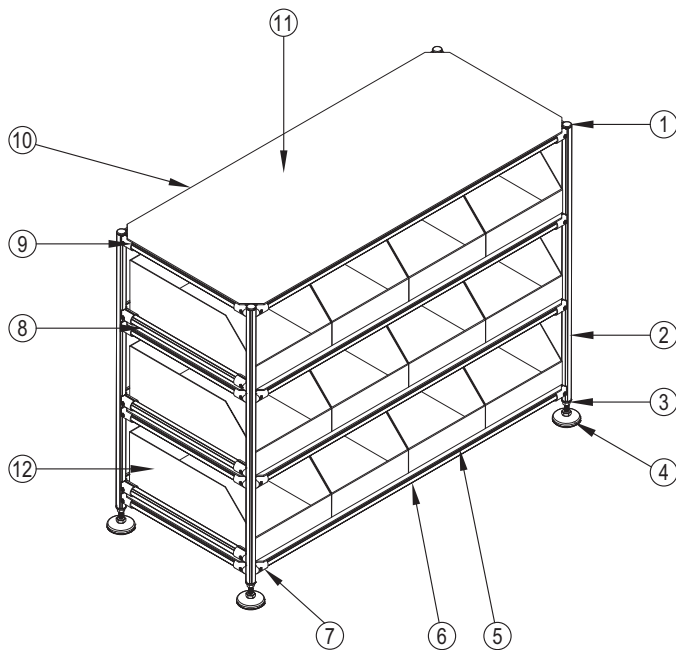


Trolley



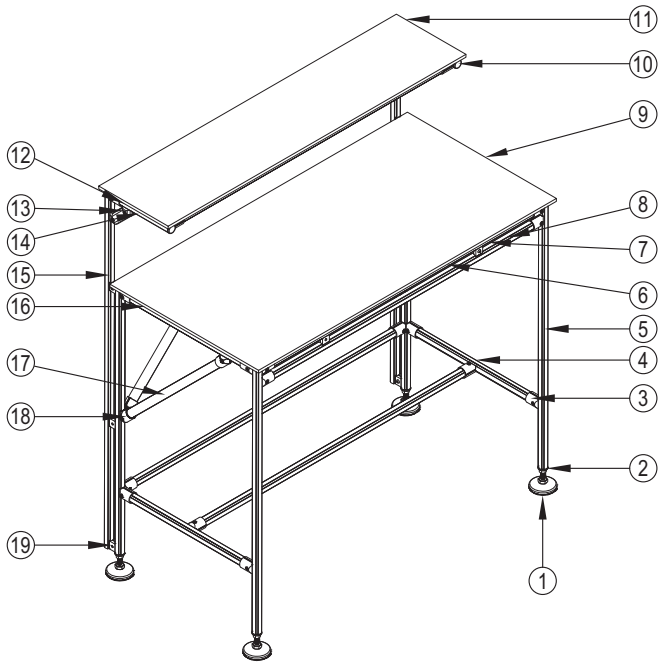
NO.	Part NO.	Dimension	Quantity
1	TFS.D28.4.01		4
2	TFS.D28.2.01.02		26
3	TFS.D28.2.03.02		2
4	TFS.D28.1	150mm	2
5	TFS.D28.2.01.01		2
6	TFS.D28	587.5mm	1
7	TFS.D28.1	900mm	2
8	TFS.D28.1	785mm	6
9	TFS.D28.6.02		24
10	TFS.D28.1	580mm	6
11	T8 (Machining)	612×817mm	3
12	TFS.D28.1	700mm	2
13	TFS.D28.5.01.01		4
14	5.41.63.M12B		4

Material Table



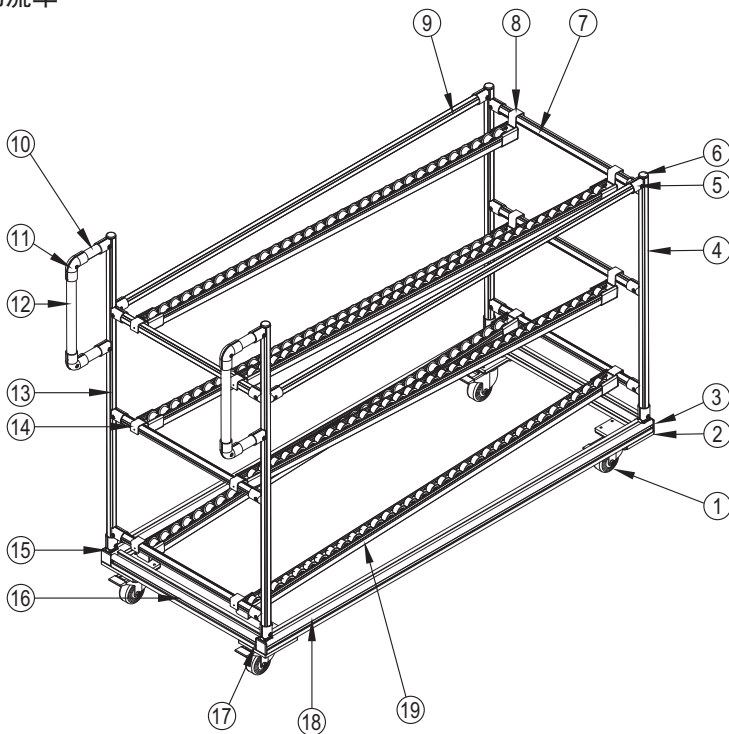
NO.	Part NO.	Dimension	Quantity
1	TFS.D28.4.01		4
2	TFS.D28.1	955mm	4
3	TFS.D28.5.01.01		4
4	5.21.60.12.90		4
5	TFS.D28.4.02	1165mm	8
6	TFS.D28.1	1210mm	11
7	TFS.D28.2.01.02		50
8	TFS.D28.1	460mm	14
9	TFS.D28.4.02	415mm	8
10	TFS.D28.6.01.01		24
11	T5 (Machining)	1300×550mm	4
12	(Material box)		12

Work Table



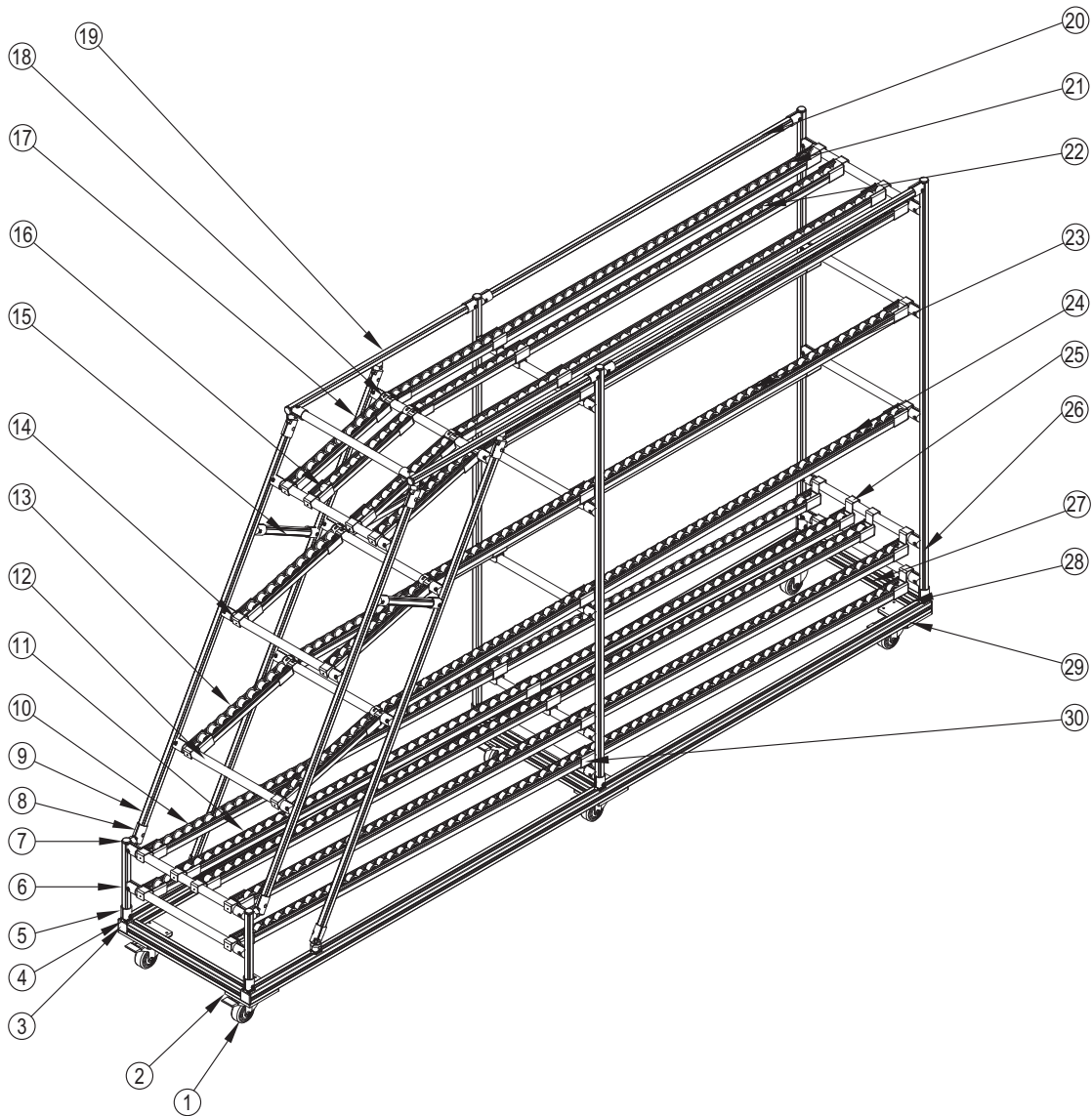
NO.	Part NO.	Dimension	Quantity
1	5.21.60.12.90		4
2	TFS.D28.5.01.01		4
3	TFS.D28.2.01.02		24
4	TFS.D28.1	490mm	4
5	TFS.D28.1	930mm	4
6	TFS.D28.4.02	1045mm	4
7	TFS.D28.6.01.02		18
8	TFS.D28.1	1090mm	7
9	T10 (Machining)	1200×600mm	1
10	TFS.D28.4.01		4
11	T10 (Machining)	1200×280mm	1
12	TFS.D28.4.02	188mm	2
13	TFS.D28.2.03.02		2
14	TFS.D28.1	215mm	2
15	TFS.D28.1	1250mm	4
16	TFS.D28.4.02	445mm	2
17	TFS.D28	550mm	4
18	TFS.D28.2.01.03		8
19	TFS.D28.2.03.03		8

Material Handling Trolley
物流车



NO.	Part NO.	Dimension	Quantity
1	5.41.63.M12B		4
2	5.34.40.STB		4
3	4.11.40.4040		4
4	TFS.D28.1	823mm	2
5	TFS.D28.2.01.02		24
6	TFS.D28.4.01		4
7	TFS.D28.1	560mm	6
8	TFS.D28.8.02.01		6
9	TFS.D28.1	1460mm	2
10	TFS.D28	100mm	4
11	TFS.D28.2.01.01		4
12	TFS.D28	300mm	2
13	TFS.D28.1	1063mm	2
14	TFS.D28.8.02.02		6
15	TFS.D28.8.03.02		4
16	1.11.40.040040.04(LDH/RDH)	584mm	2
17	3.11.40.01		4
18	1.11.40.040040.04	1557mm	2
19	TFS.D28.8.01.0245.YW	1480mm	6

Material Handling Trolley



NO.	Part NO.	Dimension	Quantity
1	5.41.75B		6
2	5.34.40.STB		6
3	4.11.40.4040		4
4	TFS.D28.8.03.02		8
5	TFS.D28.2.01.02		54
6	TFS.D28.1	270mm	2
7	TFS.D28.4.01		8
8	TFS.D28.2.02.04		8
9	TFS.D28.1	1403mm	2
10	TFS.D28.8.01.0245.YW	2940mm	4
11	TFS.D28.8.01.0145.YW	2940mm	2
12	TFS.D28	476mm	19
13	TFS.D28.8.01.0245.YW	411mm	6
14	TFS.D28.8.02.02		22
15	TFS.D28.1	270mm	2

NO.	Part NO.	Dimension	Quantity
16	TFS.D28.8.01.0145.YW	411mm	2
17	TFS.D28.1	1685mm	2
18	TFS.D28.8.02.05		16
19	TFS.D28.1	800mm	2
20	TFS.D28.1	1367mm	2
21	TFS.D28.8.01.0245.YW	1865mm	2
22	TFS.D28.8.01.0145.YW	1865mm	2
23	TFS.D28.8.01.0245.YW	2072mm	2
24	TFS.D28.8.01.0245.YW	2287mm	2
25	TFS.D28.8.02.01		6
26	TFS.D28.1	1575mm	4
27	1.11.40.040040.04(LDH/RDH)	500mm	3
28	3.11.40.01		6
29	1.11.40.040040.04	3000mm	2
30	TFS.D28.8.02.01		14



Modular Assembly Technology Co., Ltd.
Modular Aluminio Estructural S.A. de C.V.

Mexico Headquarter: Av. Circuito de las Misiones Norte 172, Mexicali B.C. 21394

Tel: 01 800 MODULAR
Tel: +52 686 564 3131
Email: info@moduasm.mx (Headquarters)
ventas@moduasm.mx (Sales)
Web: www.moduasm.mx



We reserve the right to update our product specifications without any notice and obligations, please find the latest catalogue from our website or contact us at info@moduasm.mx



Tubular Framing System